

Status of Physical Education in Northern and Southern States of India

Mr. Suresh Kumar

Assistant Professor, Faculty of Physical education and sports, GNA University Phagwara Punjab India
Suresh_kumar@gnauniversity.edu.in

Dr. Anna. K. Dhaliwal

Assistant Professor, Faculty of Allied and healthcare sciences, GNA University Phagwara Punjab India
Anna, dhaliwal@gnauniversity.edu.in

Ms. Manpreet Kaur

Assistant Professor Faculty of Physical education and sports, GNA University Phagwara Punjab India
Manpreet.randhawa@gnauniversity.edu.in

Abstract

The purpose of the study was to highlight the Status of Physical Education in Northern and Southern States of India at Government Schools i.e. Punjab, Haryana and Kerala. Data for the investigation was derived from self-made check list. The focus was mainly around the physical infrastructure, human resources, sports fund status, status of physical education subject, total number of Government schools and the sports achievements at School National level of under the banner of School Game Federation of India. Through survey researcher was collect valuable data regarding status of physical education in northern and southern states of India. The study was design to investigate the status of physical education in northern and southern states of India. Self-made check list was used to collect the information of schools of Punjab, Haryana and Kerala. The result of the study that in Punjab, high schools have more no of Government Schools 295 and 738 as compared to Haryana and Kerala, respectively. In statistically result show that in total no of Govt. schools led by Haryana, Punjab than Kerala 7372, 5123 and 4480, respectively. The result show total no of human resources recruited led by Punjab, Kerala than Haryana 73.49%, 46.42% and 46.05%. status of sports fund was released by Govt. to Government High and Senior Secondary schools leading by Kerala, Haryana and Punjab state 6 Crore, 3Crore and 1 Crore 38 Lacks, respectively. In the Physical Infrastructure related to Assembly Hall, Hockey, Kabaddi, Basketball, Badminton, Kho-Kho, Volleyball, Cricket, Handball, Football, Sports Hall, Sports Store Room and Boxes to keep Equipment were found 100% available in Punjab, Haryana and Kerala States, but Swimming Pool, Lawn tennis, Flood lights and Indoor Stadium were 100% available only in Government Schools of Kerala and Standard Track and Gym were 100% available only in Government Schools of Punjab and Kerala. Netball Court was 100% available in Government Schools of Punjab and Haryana. In Punjab School Education Board Physical Education is a compulsory subject for all Students at high School level and in Haryana and Kerala School Education Board Physical Education is a optional subject at high school level but in all boards evaluation of the students as per grade system and weightages of theory and practical's were 30-70, 60-40 and 40-60, respectively. The result of SGFI games show that top 3rd, 4th and 5th positions got by Haryana, Kerala and Punjab respectively.

Keywords: Status, India, Punjab, Haryana, Kerala, Government, Sports Achievements, National..

INTRODUCTION

In India, more than half of the population completed their basic and higher education in the Govt. Senior Secondary School. During school life they participated in the physical education activities which provide the base for the healthful living and maintain their wellness. In the modern world every country trying to provide the best education system, Physical education is also one of them. Due to the lack of this education people are suffering with the problem of fitness which causes the barrier of overall development of child.

Good sports infrastructure helps in increasing the level of sports and also increases the participation in sports. If a country provide good sports infrastructure that promote the sports in the country, that can lead that country towards success in the field of sports and to some extent, health also.

Like sports infrastructure there is another aspect that can influence sports participation and success is facilities provided by the state government, if a player get good and proper facilities he can perform well in sports. Adequate equipment and appropriate facilities are provided to the implement the curriculum: an adequate budget for physical education is provided on a yearly basis apart from athletic program. An adequate number of indoor and outdoor teaching stations are available for the number of students. Classroom space is available for high school physical education program (fitness instruction, viewing videotapes). Teachers should use of variety of teaching styles, including teacher-directly and student-initiated learning, to satisfy the learning style of individual students and stimulate higher levels of the thinking and creativity. Singh (1979) evaluated the development of sports and physical education programmer in high/higher secondary schools of Bathinda (Dist. of Punjab), during the period

1966 to 1978. The investigator found that the number and qualifications of sports and physical educations staff (teachers and coaches) in any institution were not adequate to co-operate with they were of compulsory education and sports programmer. In some institutions there were no qualified teachers. Almost all the schools did not have adequate grounds. Schools were no proper facilities to maintain them for use.

Review of related Literature

Sharma (1970) evaluated the personnel and facilities at school level. It shows that only 17 higher secondary schools out of 30 higher secondary schools in Delhi had got director sports and physical education teacher as in charge of sports and physical education. The research also shows that 50% of the schools are with one or two sports and physical education period in a weak and also shows that 83% of the schools in Delhi are with lack of playground facilities.

Objectives

1. To assess the Status of total number of Government Senior Secondary Schools in Punjab, Haryana and Kerala.
2. To assess the Status of Physical Education at Government Senior Secondary School level of Punjab, Haryana and Kerala on the following aspect:
 - (I) Human Resources Status
 - (II) Physical Infrastructure Status
 - (III) Sports Fund Status
 - (IV) Status of compulsory physical education subjects.
3. To assess the Status of Sports Achievements at School National level under the banner of School Game Federation of India (SGFI) among Punjab, Haryana and Kerala.

Methods and Procedure

Sampling Design

The area of the study was selected from three States of India i.e. Punjab, Haryana and Kerala. To collect the essential data from each state the researcher visited their State Education Office directly and through their State School Education Office website. A total of three State Education Officers were selected for information with the help of purposive and random sampling technique.

Tools Used

Tools are the ways and means to conduct the research which help to analyze the responses of a sample on the related variables. In order to collect the data one check list was prepared by the investigator. The following tools have been used by the Investigator:-

- Self made Check list for the State Education Officer.

Procedure

The Investigator approached the State Education Officers of the selected States to collect information from them. The purpose of this study was fully explained to them.

Investigator was explained check list for collecting data and told them the information collected from them was kept confidential and treated anonymously and privately and was not used for any purpose other than research. The researcher was requested to provide information and answer all the items sincerely. The researcher requested to provide the information correctly, truly and sincerely.

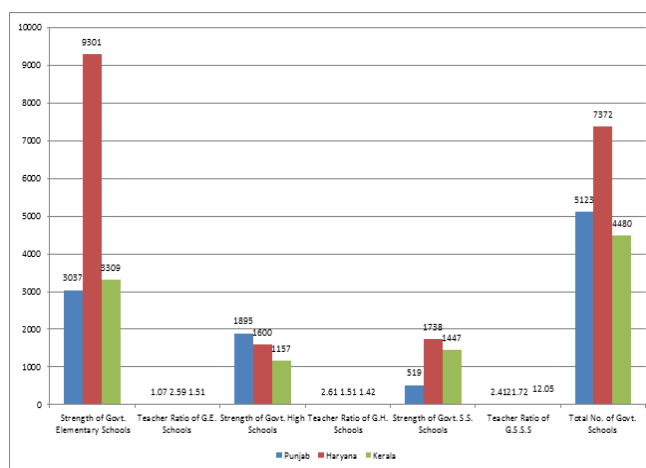
Statistical Techniques

Descriptive statistics was used to describe the main features of collected data in qualitative terms. For the purpose of analysis of data, the responses of State Education Officers were examined and data was analyzed by using percentage.

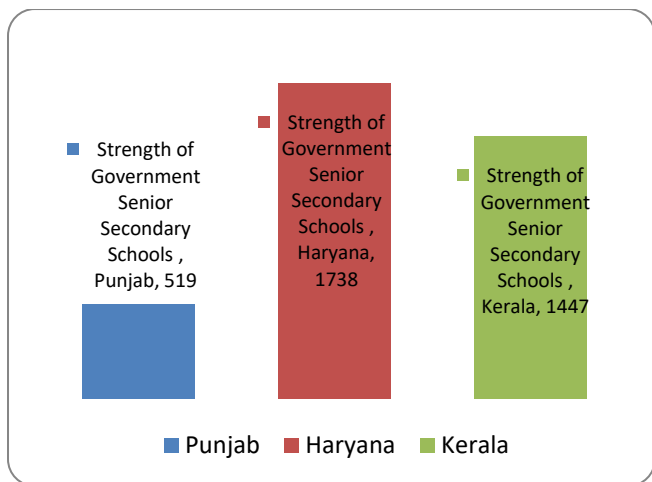
Result and Discussion

Table 4.1 Show the total number of Government Schools of Punjab, Haryana and Kerala.

State s	Strengt h of Govt. Elemen tary Schools	Teac her Ratio of G.E. Schoo ls	Stren gth of Govt. High Schoo ls	Teac her Ratio of G.H. Schoo ls	Stren gth of Govt. S.S. Schoo ls	Teac her Ratio of G.S.S .S	Total No. of Govt. Schoo ls
Punja b	3037	1.07	1895	2.61	519	2.41	5123
Harya na	9301	2.59	1600	1.51	1738	21.72	7372
Keral a	3309	1.51	1157	1.42	1447	12.05	4480

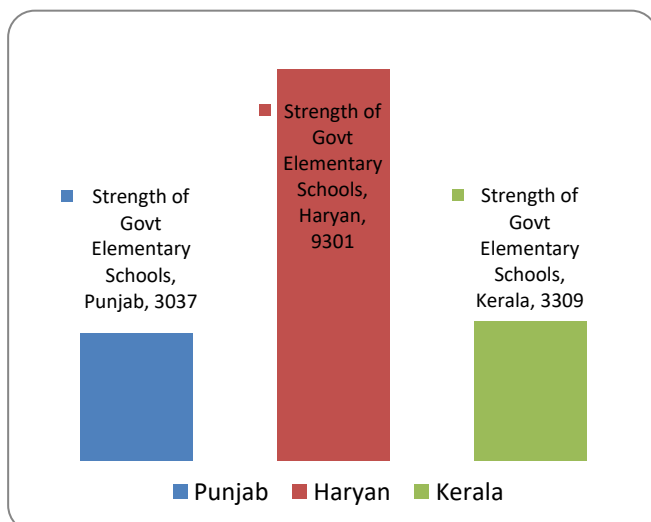


Graph No. 4.1 (A) Show the total number of Government Elementary Schools of Punjab, Haryana and Kerala

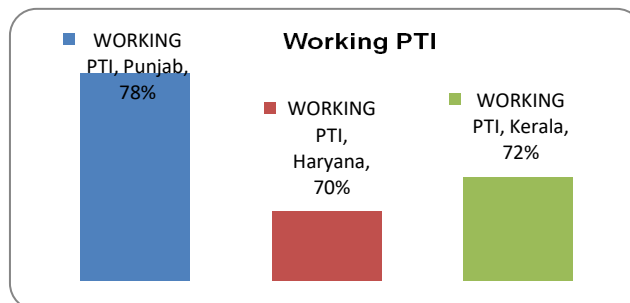


Graph No. 4.1 (B) Show the total number of Government High Schools of Punjab, Haryana and Kerala

State	Total sanctioned PTI	Working PTI	Vacant Vacancy PTI	Total sanctioned DPE	Working DPE	Vacant Vacancy DPE	Total sanctioned Lecturer/PGT	Working Lecturer/PGT	Vacant Vacancy Lecturer/PGT	Total Human Resources
Punjab	3611	2826 / 78%	785	1265	724 / 57%	541	247	215 / 87%	32	3760 / 73.49%
Haryana	5112	3589 / 70%	1523	2086	1056 / 50.6%	1030	174	09 / 05%	165	3395 / 46.05%
Kerala	3000	2186 / 72%	814	1280	814 / 63.5%	466	200	80 / 40%	120	2080 / 46.42%

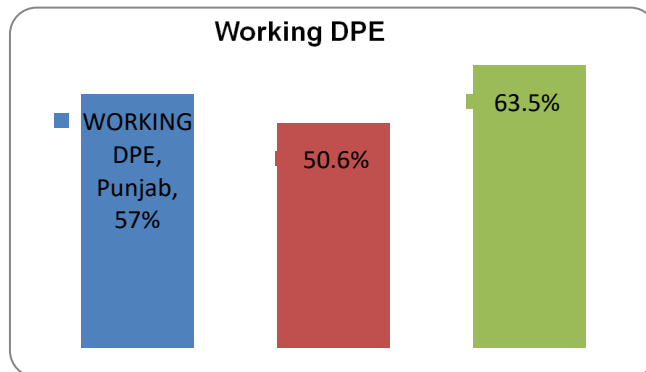


Graph No. 4.1 (C) Show the total number of Government Senior Secondary Schools of Punjab, Haryana and Kerala



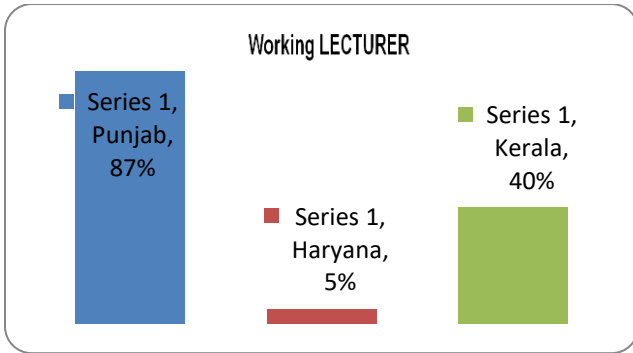
Graph No. 4.2.I (A) Show the status of Working PTI at Government Elementary Schools of Punjab, Haryana and Kerala

Table no. 4.1 and graph 4.1. A, B and C show the total number of the Government Schools of Punjab, Haryana and Kerala State. Total number of Government Elementary, High and Senior secondary Schools of Punjab, Haryana and Kerala has 3037, 9301 and 3309, 1895, 1600 and 1157, 519, 1738 and 1447, respectively. The result show in Haryana elementary and senior secondary schools have more no 6264 and 5992, 1219 and 291 as compared to Punjab and Kerala, respectively and in Punjab high schools have more no 295 and 738 as compared to Haryana and Kerala, respectively. In statistically result show that in total no of Govt. schools led by Haryana, Punjab than Kerala 7372, 5123 and 4480, respectively.



Graph No. 4.2.I (B) Show the Status of Working DPE at Government High Schools of Punjab, Haryana and Kerala

Table 4.2.I(A) show the status of human resources of Physical Education at Government Schools of Punjab, Haryana and Kerala

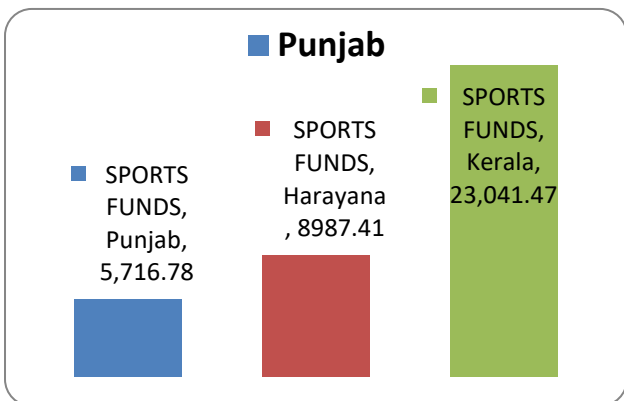


Graph No. 4.2.I (C) Show the status of Working Lecturer/PGT in Physical Education at Government Senior Secondary Schools of Punjab, Haryana and Kerala

Table no. 4.2 and graphs 4.2.I A, B and C show the status of Working PTI, DPE and Lecturer/PGT in Physical Education at Government Senior Secondary School of Punjab, Haryana and Kerala. Working PTI, DPE and Lecturer/PGT in Physical Education at Government Senior Secondary Schools level of Punjab, Haryana and Kerala have 78%, 70% and 72% , 57%, 50.6% and 63.5%, 87%, 5% and 40% respectively. The result show that in Punjab have more no of human resources recruited as PTI and Lecturer/PGT 8% and 6% and 82%, 47% as compared to Haryana and Kerala, respectively and in Kerala have more DPE recruited 5.5% and 12.9% as compared to Punjab and Haryana, respectively. In statistically result show that in total no of human resources recruited led by Punjab, Kerala than Haryana 73.49%, 46.42% and 46.05%.

Table 4.2. II show the status of Sports Fund distributed by govt. to Government Schools of Punjab, Haryana and Kerala

States	Sports Fund Status	Schools	Ratio per School
Punjab	1Crore 38 Lacks	2414	5716.65
Haryana	3 Crore	3338	8987.41
Kerala	6 Crore	2604	23041.47



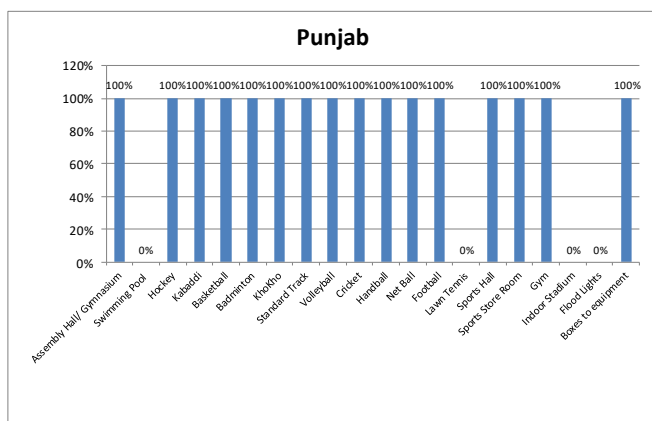
Graph No. 4.2.II Show the status of Sports Fund allotted by Govt. to Government Schools of Punjab, Haryana and Kerala

Table and graph 4.2.II show the status of Sports Fund allotted by Govt. to Government high and Senior Secondary Schools of Punjab, Haryana and Kerala. Sports Funds allotted by Govt. to Government High and Senior Secondary Schools of Punjab, Haryana and Kerala State were 1 Crore 38 Lacks, 3Crore and 6 Crore, respectively. Total number of Government High and Senior Secondary Schools of Punjab, Haryana and Kerala were 2414, 3338 and 2604, respectively. So Senior Schools of Punjab, Haryana and Kerala State were 5716.78 Rs, 8987.41 Rs. and 23041.47 Rs. The status of sports fund was released by Govt. to Government High and Senior Secondary schools leading by Kerala, Haryana and Punjab state 6 Crore, 3Crore and 1 Crore 38 Lacks, respectively.

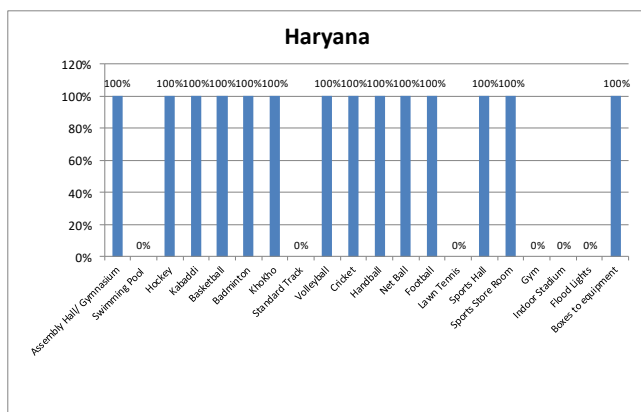
Table 4.2.III Show the Status of Physical Infrastructure of Government Senior Secondary Schools of Punjab, Haryana and Kerala

Physical Infrastructure	Punjab	Haryana	Kerala
	%age	%age	%age
Assembly Hall/ Gymnasium	100%	100%	100%
Swimming Pool	0%	0%	100%
Hockey	100%	100%	100%
Kabaddi	100%	100%	100%
Basketball	100%	100%	100%
Badminton	100%	100%	100%
KhoKho	100%	100%	100%
Standard Track	100%	0%	100%
Volleyball	100%	100%	100%
Cricket	100%	100%	100%
Handball	100%	100%	100%
Net Ball	100%	100%	0%
Football	100%	100%	100%
Lawn Tennis	0%	0%	100%
Sports Hall	100%	100%	100%
Sports Store Room	100%	100%	100%
Gym	100%	0%	100%
Indoor Stadium	0%	0%	100%
Flood Lights	0%	0%	100%

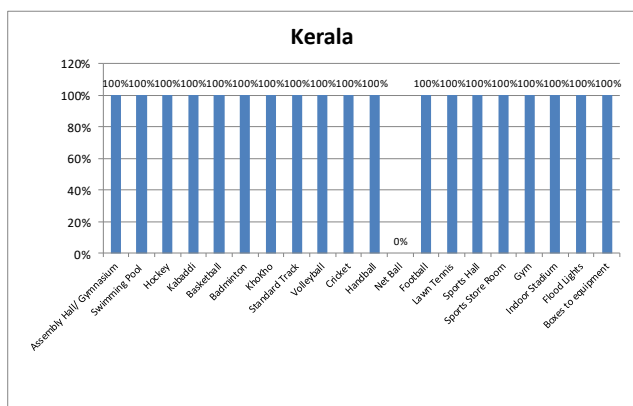
Boxes to equipment	100%	100%	100%
--------------------	------	------	------



GRAPH- 4.2.III (A) Show the Status of Physical Infrastructure of Government Senior Secondary Schools of Punjab



Graph- 4.2.III (B) Show the Status of Physical Infrastructure of Government Senior Secondary Schools of Haryana



Graph 4.2.III (C) Show the Status of Physical Infrastructure of Government Schools of Kerala

Table no. 4.2.III and graph 4.2.III A, B, C Show the Status of Physical Infrastructure of Government Schools of Punjab, Haryana and Kerala. In the Physical Infrastructure related to Assembly Hall, Hockey, Kabaddi, Basketball, Badminton, Kho-Kho, Volleyball, Cricket, Handball, Football, Sports Hall, Sports Store Room and Boxes to keep Equipment were found 100% available in Punjab,

Haryana and Kerala States, but Swimming Pool, Lawn tennis, Flood lights and Indoor Stadium were 100% available only in Government Schools of Kerala and Standard Track and Gym were 100% available only in Government Schools of Punjab and Kerala. Netball Court was 100% available in Government Schools of Punjab and Haryana.

Table 4.2.IV Show the Status of compulsory Physical Education Subject at Government School level of Punjab, Haryana and Kerala

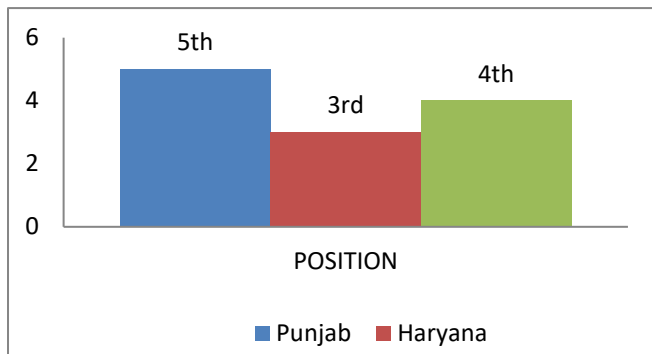
States	Compulsory	Type	Weightages of Theory-Practical
Punjab	YES	Only for Grade	30-70
Haryana	NO	Only for Grade	60-40
Kerala	NO	Only for Grade	40-60

Table no. 4.2.IV Show the Status of compulsory Physical Education Subject at Government Schools of Punjab, Haryana and Kerala (PSEB, HSEB, KSEB) have the general education system, a majority of India (Government Schools) have legal requirement for the physical education in schools. In Punjab School Education Board Physical Education is a compulsory subject for all Students at high School level and in Haryana and Kerala School Education Board Physical Education is an optional subject at high school level but in all boards evaluation of the students as per grade system and weightages of theory and practical's were 30-70, 60-40 and 40-60, respectively.

Table 4.3 Show the Status of Sports Achievements at School National level under the banner of School Game Federation of India (SGFI) of Punjab, Haryana and Kerala

Sports Achievements	Punjab	Haryana	Kerala
Gold Medal	51	65	53
Silver Medal	101	73	52
Bronze	155	74	51
Total	307	212	156
Position in School Games	5 th	3 rd	4 th

Graph No. 4.3 (A) Show the Status of Sports Achievements at School National level under the banner of School Game Federation of India (SGFI) of Punjab, Haryana and Kerala



Graph No. 4.3 (B) Show the Status of Sports Achievements at School National level under the banner of School Game Federation of India (SGFI) of Punjab, Haryana and Kerala

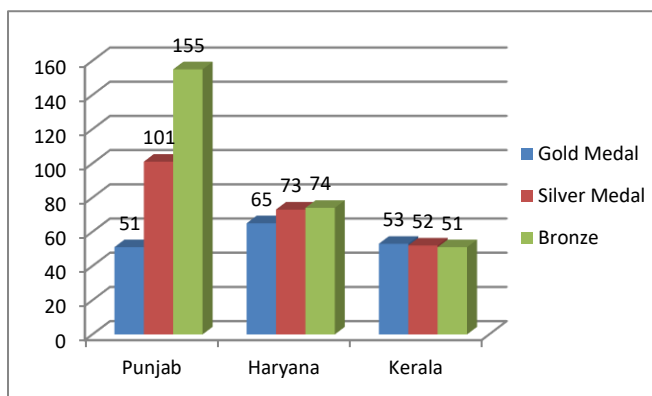


Table no. 4.3 and graph 4.3 A, B Show the Status of Sports Achievements at School National level under the banner of School Game Federation of India of Punjab, Haryana and Kerala. In the Sports Achievements at School National level under the banner of School Game Federation of India related to Gold, silver and bronze Medals in Punjab, Haryana and Kerala State have 51, 65 and 53, 101, 73 and 52, 155, 74 and 51 respectively. Total medal tally led by Punjab, Haryana and Kerala 307, 212 and 156, respectively. The result of SGFI games show that top 3rd, 4th and 5th positions got by Haryana, Kerala and Punjab respectively.

Discussion

The Present study shows the status of Physical Education northern and southern states of India. The study was delimited only Government schools of Punjab, Haryana and Kerala. Total number of Government Elementary, High and Senior secondary Schools of Punjab, Haryana and Kerala has 3037, 9301 and 3309, 1895, 1600 and 1157, 519, 1738 and 1447, respectively. The result show in Haryana elementary and senior secondary schools have more no 6264 and 5992, 1219 and 291 as compared to Punjab and Kerala, respectively and in Punjab high schools have more no 295 and 738 as compared to Haryana and

Kerala, respectively. In statistically result show that in total no of Govt. schools led by Haryana, Punjab than Kerala 7372, 5123 and 4480, respectively. Secondly the status of Working PTI, DPE and Lecturer/PGT in Physical Education at Government Senior Secondary School of Punjab, Haryana and Kerala. Working PTI, DPE and Lecturer/PGT in Physical Education at Government Senior Secondary Schools level of Punjab, Haryana and Kerala have 78%, 70% and 72% , 57%, 50.6% and 63.5%, 87%, 5% and 40% respectively. The result show total no of human resources recruited led by Punjab, Kerala than Haryana 73.49%, 46.42% and 46.05%. Status of Sports Fund allotted by Govt. to Government high and Senior Secondary Schools of Punjab, Haryana and Kerala. Sports Funds allotted by Govt. to Government High and Senior Secondary Schools of Punjab, Haryana and Kerala State were 1 Crore 38 Lacks, 3Crore and 6 Crore, respectively. Total number of Government High and Senior Secondary Schools of Punjab, Haryana and Kerala were 2414, 3338 and 2604, respectively. So Senior Schools of Punjab, Haryana and Kerala State were 5716.78 Rs, 8987.41 Rs. and 23041.47 Rs. The status of sports fund was released by Govt. to Government High and Senior Secondary schools leading by Kerala, Haryana and Punjab state 6 Crore, 3Crore and 1 Crore 38 Lacks, respectively. Status of Physical Infrastructure of Government Schools of Punjab, Haryana and Kerala. In the Physical Infrastructure related to Assembly Hall, Hockey, Kabaddi, Basketball, Badminton, Kho-Kho, Volleyball, Cricket, Handball, Football, Sports Hall, Sports Store Room and Boxes to keep Equipment were found 100% available in Punjab, Haryana and Kerala States, but Swimming Pool, Lawn tennis, Flood lights and Indoor Stadium were 100% available only in Government Schools of Kerala and Standard Track and Gym were 100% available only in Government Schools of Punjab and Kerala. Netball Court was 100% available in Government Schools of Punjab and Haryana. Status of compulsory Physical Education Subject at Government Schools of Punjab, Haryana and Kerala(PSEB, HSEB, KSEB) have the general education system, a majority of India (Government Schools) have legal requirement for the physical education in schools. In Punjab School Education Board Physical Education is a compulsory subject for all Students at high School level and in Haryana and Kerala School Education Board Physical Education is a optional subject at high school level but in all boards evaluation of the students as per grade system and weightages of theory and practical's were 30-70, 60-40 and 40-60, respectively. Status of Sports Achievements at School National level under the banner of School Game Federation of India of Punjab, Haryana and Kerala. In the Sports Achievements at School National level under the banner of School Game Federation of India related to Gold, silver and bronze Medals in Punjab, Haryana and Kerala State have 51, 65 and 53, 101, 73 and 52, 155, 74 and 51 respectively. Total medal tally led by Punjab, Haryana and Kerala 307, 212 and 156, respectively. The result of SGFI games show that top 3rd, 4th and 5th positions got by Haryana, Kerala and Punjab respectively also supported by Sharma 1970.

Bibliography

- Bhullar. (1980) Evaluation of Existing Programme of Sports and Physical Education in Government Higher Secondary School in Chandigarh, Unpublished Master Thesis *Department of Physical Education Punjab University Chandigarh.*
- Bhullar, J. (1982) A Comparative study of Attitude towards Physical Activity of University Male and Female Students. *Unpublished Master Thesis, Department of Physical Education, Punjab University, Chandigarh .1982*
- Kaur G (2013), Sports Policy of Northern India, Unpublished Master of Philosophy Thesis *Department of Physical Education Lovely Professional University Phagwara.*
- Sharma (1970), Personnel and Facilities at School Level Physical Education, *Journals for Exercise Science, volume 23(2) 12-15*